

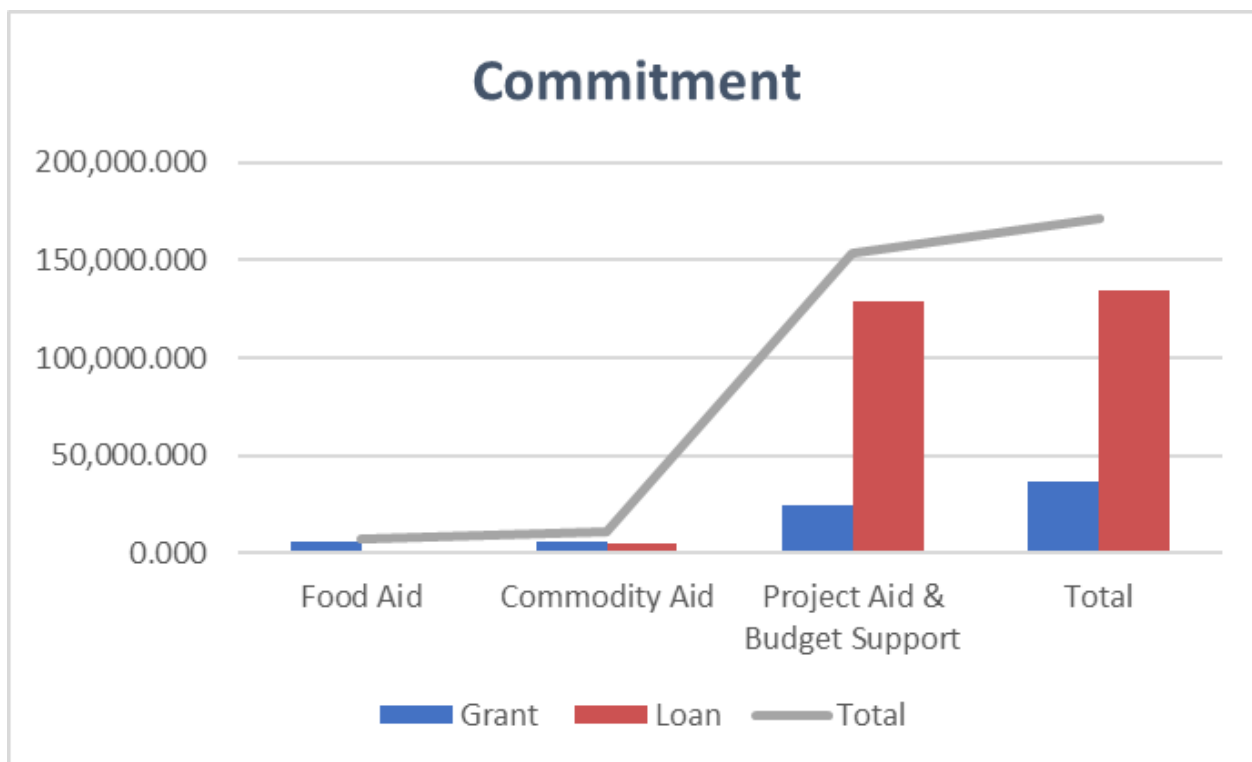
2. Historical Debt Data

A1 Foreign Assistance to Bangladesh at A Glance (1971/72- 2021/22)

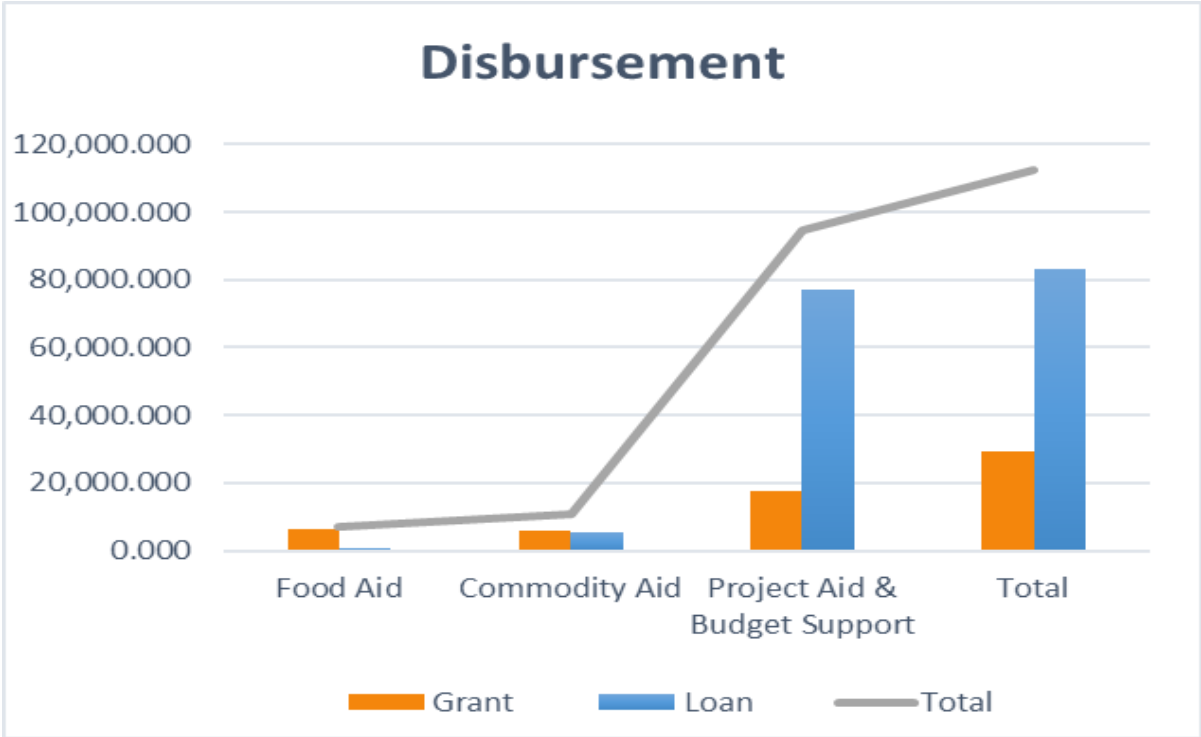
(In million USD)

Purpose	Commitment			Disbursement			Pipeline 1st July 2022
	Grant	Loan	Total	Grant	Loan	Total	
1	2	3	4	5	6	7	8
Food Aid	6,289.312	762.557	7,051.869	6,215.922	762.557	6,978.479	131.039
Commodity Aid	5,696.447	5,376.018	11,072.465	5,650.833	5,257.007	10,907.840	0.000
Project Aid & Budget Support	24,594.091	128,738.631	153,332.722	17,544.761	77,154.768	94,699.529	45,048.351
Total	36,579.850	134,877.206	171,457.056	29,411.516	83,174.332	112,585.848	45,179.390

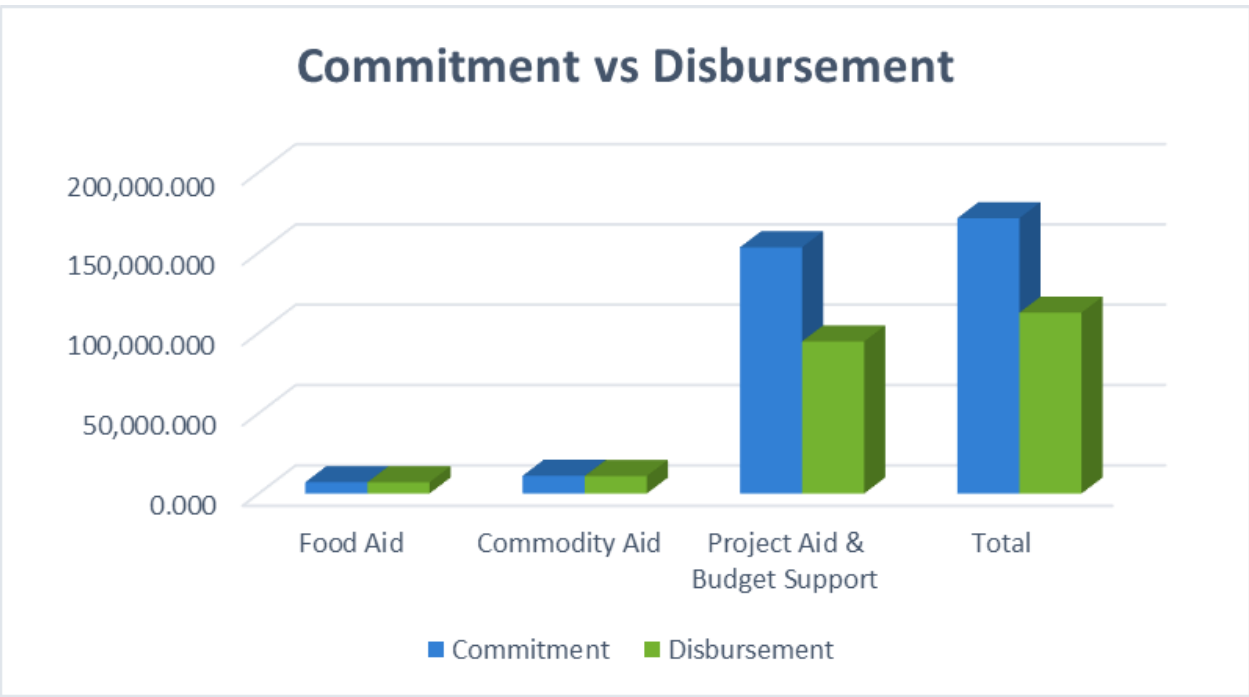
A2 Graph For Foreign Assistance Commitment in Bangladesh at A Glance (1971/72- 2021/22)



A3 Graph For Foreign Assistance Disbursement in Bangladesh at A Glance (1971/72- 2021/22)



A4 Graph For Foreign Assistance Commitment vs Disbursement in Bangladesh at A Glance (1971/72- 2021/22)



Source: FABA and ICT wing, ERD.